



# 2023/24 Catalogue

NATURAL STONE VENEERS



# Table of Contents

01



## CASCADE

Dover  
Fossil

**p.4**

02



## DRystack LEDGESTONE

Tundra

**p.8**

03



## MOUNTAIN LEDGESTONE

Sierra Plains  
West Ridge

**p.10**

04



## PANELS

Blustone 3D  
Grey Wolf 3D  
Silver Fox 3D  
Silver Fox Ledge Stone  
Smokey Mountain Ledge Stone  
White Wolf 3D

**p.14**

05



**PEBBLES**

Blustone  
Bone  
Charcoal  
Durango  
Ivory Blend  
Sage

**p.20**

06



**ROCK FACE**

Cariboo  
Glacier  
Smokey Mountain  
Tundra

**p.22**

07



**SPLITFACE**

Blustone  
Durango  
Fossil

**p.26**

08



**STRIPS**

Lavastone  
Silver Fox

**p.30**

# Cascade

01

The Cascade series consists of light-weight and easy to install planks designed to create a sense of harmony and dramatic appeal. The stone is worked by hand to create a surface texture made up of a cascade of natural indentations resembling water ripples. The unique surface treatment allows the stone to blend with its surroundings.





**Dover Cascade**

DOV-CAS | Limestone



**Fossil Cascade**

FOS-CAS | Marble

---

**APPLICATION**

Feature Wall, Fireplace, Landscaping Feature

**SURFACE**

Wall

**USAGE**

Indoor & Outdoor

**TECHNICAL INFORMATION**

Format: Planks  
Dimension: 4" x 16" x 5/8"  
Weight: 8 lbs/sq.ft.  
Tolerance:  $\pm 1/8$ "  
Corners: Mitre or butt-joint on site





Dover Cascade  
DOV-CAS





**Fossil Cascade**  
FOS-CAS



# Drystack Ledgestone

02

Our Drystack Ledgestone series delivers a natural stone that is fast and easy to install. Supplied in a fixed 2" height and random lengths, this stone can be installed in horizontal or vertical bands. Drystack Ledgestone can be used in any setting, from contemporary to rustic, and everything in between.





## Tundra Drystack Ledgestone

245DL | Quartzite

---

### APPLICATION

Feature Wall, Fireplace, Landscape Feature

### SURFACE

Wall

### USAGE

Indoor & Outdoor

### TECHNICAL INFORMATION

Format: Individual Strips

Dimension: 2" Height x Random Length

Weight: 9-11 lbs/sq.ft.

Tolerance: +/- 1/8"

Corners: Mitre or butt-joint on site



# Mountain Ledgestone

03

Our Mountain Ledgestone Series is the ideal stone for those looking to add the warm and homey feeling one gets when driving up to a mountain lodge. Whether for the interior fireplace or exterior facade of the home, this stone is rustic and raw. With a rugged face and natural hewn edges, this series of stone is as natural and raw as it gets.



### Sierra Plains Mountain Ledgestone

SP-ML / SP-ML-C | Quartzite



### West Ridge Mountain Ledgestone

WR-ML / WR-ML-C | Quartzite

---

#### APPLICATION

Fireplace, Feature Wall, Exterior Façade

#### SURFACE

Wall

#### USAGE

Indoor & Outdoor

#### TECHNICAL INFORMATION

Finish: Natural Split

Format: Random horizontal lengths

Dimension: Random

Weight: 11-13 lbs per sq.ft

Tolerance: N/A

Corners: Pre-made 90° corner





**Sierra Plains  
Mountain  
Ledgestone**  
SP-ML





**West Ridge  
Mountain  
Ledgestone**  
WR-ML

# 04 Panels

# 04

Easy to install wall panels that are made from skillfully cut pieces of natural stone that are arranged in a manner that creates depth and texture. This is natural stone made easy.





**Blustone 3D Panel**

90F / 90F-C | Limestone



**Silver Fox 3D Panel**

SF-PAN | Limestone | Rapid-setting, thin-set mortar must be used



**Grey Wolf 3D Panel**

60F / 60F-C | Marble



**Silver Fox Ledgestone**

SF-N / SF-N-C | Limestone  
Rapid-setting, thin-set mortar must be used



### Smokey Mountain Ledgestone

185N / 185N-C | Quartzite



### White Wolf 3D Panel

o6F / o6F-C | Marble | Rapid-setting or white thin-set mortar must be used

---

#### APPLICATION

Fireplace, Feature Wall, Backsplash

#### SURFACE

Wall

#### USAGE

Indoor & Outdoor

#### TECHNICAL INFORMATION

Finish: Varies

Format: Panels (Flats & Corners)

Dimension: 6" x 24" x (1/2"-1 3/4")

Weight: 7-14 lbs/sq.ft.

Tolerance:  $\pm 1/8$ "

Corners: Pre-made notched corner panels (not available for SF-PAN).





**Silver Fox 3D Panel**  
SF-PAN





## Grey Wolf 3D Panel

60F / 60F-C





**White Wolf  
3D Panel**

06F / 06F-C



# Pebble

05

The Pebble collection channels the most elemental characteristics nature has to offer. Centuries of slow erosion caused by turbulent water transforms each stone until it is rounded and smooth to the touch. Delightful to the senses, the Pebble collection is extremely versatile in its range of applications.





**Blustone Pebble**  
PB-090 | Limestone



**Bone Pebble**  
RP-030 | Limestone



**Charcoal Pebble**  
RP-020 | Limestone



**Durango Pebble**  
PB-070 | Limestone



**Ivory Blend Pebble**  
MX-005 | Limestone



**Sage Pebble**  
RP-035 | Limestone

---

**APPLICATION**

Shower/Bathroom Feature, Fire-  
place

**SURFACE**

Wall & Floor

**USAGE**

Indoor & Outdoor

**TECHNICAL INFORMATION**

Finish: Unpolished

Format: Sheet

Dimension: 12" x 12" x 1/2"

Weight: 3 lbs/sq.ft.



# Rock Face


06

What is old is new again, and this is so true for our Rock Face series. Inspired by the homes of the Hollywood Hills and Sunset Blvd, this hottest trend in natural stone veneers creates an organic and timeless feel to any home.



**Cariboo Rock Face**

145RF / 145RF-C | Quartzite



**Glacier Rock Face**

56RF / 56RF-C | Quartzite



**Smokey Mountain Rock Face**

185RF / 185RF-C | Quartzite



**Tundra Rock Face**

245RF / 245RF-C | Quartzite

---

**APPLICATION**

Fireplace, Feature Wall, Landscape Feature

**SURFACE**

Wall

**USAGE**

Indoor & Outdoor

**TECHNICAL INFORMATION**

Finish: Splitface

Format: Random


Dimension: Random

Weight: 12-14 lbs/sq.ft.

Tolerance: N/A

Corners: Pre-made 90° corner





**Cariboo  
Rock Face**  
145RF / 145RF-C





**Smokey Mountain Rock Face**

185RF / 185RF-C





# Splitface

07

Our Splitface Series of natural stone is produced by craftsmen in a manner that allows for easy installation and a multitude of design possibilities, from rustic to contemporary.





### Blustone Splitface

90SPF / 90SPF-C | Limestone



### Durango Splitface

70SPF / 70SPF-C | Limestone



### Fossil Splitface

FOS-SPF / FOS-SPF-C | Marble

---

#### APPLICATION

Exterior Home, Fireplace, Landscaping Feature

#### SURFACE

Wall

#### USAGE

Indoor & Outdoor

#### TECHNICAL INFORMATION

Finish: Splitface

Format: Flats & Corners

Dimension: Multiple Sizes

Weight: 11-14 lbs/sq.ft

Tolerance:  $\pm \frac{1}{8}$ "

Corners: Pre-made 90° corner for 70SPF and 90SPF, natural edge corner for FOS-SPF



**Bluestone  
Splitface**  
90SPF / 90SPF-C







# Durango Splitface

70SPF / 70SPF-C





# Strips



With clean sharp lines and amazing shadow effects, our strips series are our most sophisticated creation. Precise cuts allow for easy installation of this contemporary series of natural stone.



### Lavastone Strips

BH-RP / BH-LRP | Basalt

Rapid setting, thin-set mortar must be used



### Silver Fox Strips

SF-RP / SF-LRP | Limestone

Rapid-setting, thin-set mortar must be used

#### APPLICATION

Fireplace & Feature Wall

#### SURFACE

Wall

#### USAGE

Indoor & Outdoor

#### TECHNICAL INFORMATION

Finish: Varies

Format: Individual Pieces

Dimension: Multiple Sizes

Weight: 10-11 lbs/sq.ft

Tolerance:  $\pm 1/8"$


Corners: Mitre or butt-joint on site



**Silver Fox Strips**  
SF-RP / SF-LRP







**Silver Fox  
Strips**  
SF-RP / SF-LRP



Lavastone  
Strips  
BH-RP







**Lavastone  
Strips**  
BH-LRP





55 Silton Rd. Unit 1, Woodbridge,  
Ontario, Canada, L4L 7Z8  
Toll free: 1.866.657.6606  
[erthcoverings.com](http://erthcoverings.com)